

Dale F. Halton Theater **Technical Specifications**

Mailing Address

Dale F. Halton Theater
Overcash Performing Arts Center
Central Piedmont Community College
P. O. Box 35009
Charlotte, North Carolina 28235-5009

Physical Address

1206 Elizabeth Avenue
Charlotte, North Carolina 28204

Shipping Address

1325 East 7th Street
Charlotte, North Carolina 28204

Telephone Information

Box Office (704) 330-6534
Technical (704) 330-6846
Information, Bookings & Administration (704) 330-6840
Fax (704) 330-6930

What this technical packet contains

The purpose of this material is to orient the user to the specifics of the facilities and equipment in the Overcash Performing Arts Center and other performance spaces on Central Campus of Central Piedmont Community College. This packet is not exhaustive in its resources. However, it should provide the reader with enough reference material to accurately plan his or her event.

In this document you will find tables and diagrams describing the space and its equipment which should also include a scale drawing of the various spaces. If your event requires more information than is included here, please contact the Technical Director (front page, last page contact info.) of the Performing Arts Center with your request.

Lighting Information

Instruments –

19	8" Fresnel; Strand; 1000-2000 Watts
42	19° SL; Strand; 575 watts
40	26° SL; Strand; 575 watts
16	36° SL; Strand; 575 watts
6	50° SL; Strand; 575 watts
2	19° ERS; ETC; 575 watts
4	50° ERS; ETC; 575 watts
4	15-32° Zoom; Strand; 575 watts
4	23-50° Zoom; Strand; 575 watts
57	Strand STAR PARS; 575 Watts
8	Far Cyc, 4-Cell: Strand: 1,000 watts per cell
12	CODAS; Strand 4 cell; 500 watts per cell

Dimmers – Strand Century 600 Series CD-80

Control Console – Strand 520i

1500	Channels + 2 House Light Channels
48	Channel / 2 scene preset (in MANUAL mode)
350	Cue storage capacity with 4 playback faders
24	Sub-masters
9	Macros
99	Effects
99	Groups

Lighting Accessories

2	Followspots: Strong Radiance
8	20' Light Trees / "Booms"
106	Pattern Holders (B)
30	Y's or "Twofers" & Assorted Lengths of cable
18	8" 4-way Barn doors

Circuit Locations (3 Pin/Stage Plugs X 257 Circuits: 20 AMP)

001 – 008	Spot Booth – FollowSpots	109 – 112	Proscenium Wall
009 - 031	3rd Catwalk	113 – 116	Rear Wall
032 - 056	2nd Catwalk	117 – 156	1st Electric
057 - 067	1st Catwalk	157 – 176	2nd Electric
068 - 073	Balcony Rail	177 – 184	(2) 6-Circuit Drop Boxes
085 – 087	Apron Window S/R	212 – 219	(2) 6-Circuit Drop Boxes
069 – 076	1st Box Boom (SR)	220 – 237	(1) 6-Circuit Drop Boxes
077 – 084	1st Box Boom (SL)	242 – 257	(5) Floor Pockets
085 – 108	Curtain Line	258 – 270	Misc. 50 AMP Circuits

Company Switches

- 3 400 AMP/3 Phase; Located SL Wall (accepts Camlocs or tails)
- 1 200 AMP/3 Phase; Located SL Wall (accepts Camlocs or tails)

Sound Information**Console** – Yamaha M7CL-48**Speakers**

- 2 Line Arrays - (4) EAW KF730, (2) EAW KF737 ea.
- 2 Subs – SLS 215EL
- 5 SLS US1290 monitor wedges (Speakon)
- 2 EAW JF80 monitors (Speakon)
- 4 EAW UB52i

Amplifiers – Crown

- 3 CROWN CTs 1200 – Array HF's
- 3 CROWN CTs 2000 – Array LF's
- 2 Crown CTs 3000 – Subs L/R
- 5 CROWN CTs 1200 – SURROUND

Microphones

- 8 Shure SM 57
- 7 Shure SM 58
- 4 Sennheiser EW135G2 Handheld Wireless
- 4 Sennheiser EW135G3 Handheld Wireless
- 12 Sennheiser EW 322G2 Body pack Wireless w/ME4
- 2 Crown PCC-160
- 2 Crown PCC-170SW

Sound Accessories

- 2 Radial Pro 48 DI
- 1 Whirlwind EDBL DI
- Mic cables (3 – 50', 10 – 30', 3 – 25')

- 8 Mic stands with booms
- 3 Mic stands – straight

Sound Media Equipment

- 1 Denon DN-780R Dual Cassette
- 2 Denon DN-C636 CD/MP3 player
- 1 Denon DN-C550R CD Recorder
- 1 Denon DN-T625 CD/Cass

NOTES: All equipment is patchable. Patch panel is located in sound control booth. House monitoring system to all dressing rooms available.

Communication System – Clear-Com

- Dual channel
- Wired Stations – Light console, sound console, DSR, DSL, (2) Followspot booth
- (4) HME BH800 2-Ch Wireless headsets

AV

- 1 Christie WU 12K-M WUXGA DLP Projector 11,550 lumens
- 1 Denon DN-V200 DVD
- 1 Da-Lite Screen (22’6’x30’) (lineset #9-see below)

SFX

Hazer’s and Foggers are only permitted to be used in the venue with written approval from Performance Facilities. An application must be submitted four weeks in advance through the theater to the Fire Marshal and approved before it can be allowed. *Additional cost of Fire, Security and Electrician Personnel applies. Dry Ice may be used with a three week approval time and no additional expense.

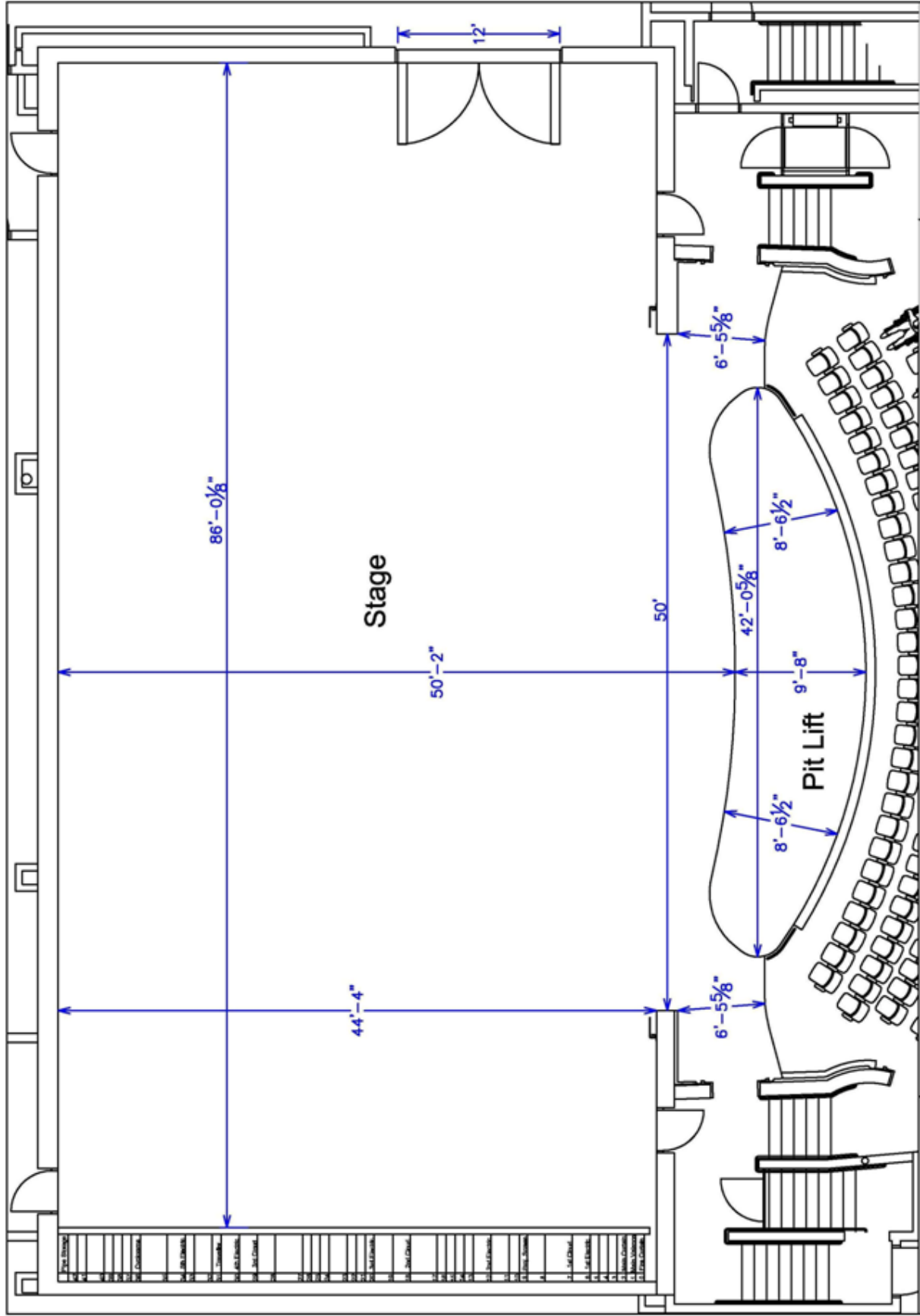
Fly Rail Information

<u>Batten #</u>	<u>Distance from Plaster Line</u>	<u>Current Use</u>
0	0’ – 11”	Fire Curtain
1	1’ – 7”	Main Valance
2	2’ – 3”	Grand Drape
3	2’ – 11”	Spare
4	3’ – 7”	Spare
5	4’ – 3”	Legs (31’)
6	4’ – 11”	1 st Electric
7	6’ – 3”	#1 Shell Ceiling
8	8’ – 3”	Spare
9	9’ – 7”	Da-Lite Screen (22’6’x30’)
10	10’ – 3”	Border (9’)
11	10’ – 11”	Legs (24’)
12	12’ – 3”	2 nd Electric
13	13’ – 7”	Spare

14	14' – 3"	Spare
15	14' – 11"	Spare
16	15' – 7"	Border (9')
17	16' – 3"	Legs (24')
18	18' – 3"	#2 Shell Ceiling
19	19' – 7"	White Scrim (can relocate)
20	20' – 11"	3 rd Electric
21	21' – 7"	Spare
22	22' – 3"	Spare
23	22' – 11"	Border (4')
24	24' – 3"	Black Traveler
25	24' – 11"	Legs (24')
26	25' – 7"	Spare
27	26' – 3"	Black Scrim (can relocate)
28	28' – 3"	Spare
29	29' – 7"	#3 Shell Ceiling
30	30' – 11"	4 th Electric
31	32' – 3"	Border (9')
32	32' – 11"	Legs (24')
33	34' – 3"	Spare
34	34' – 11"	5 th Electric
35	36' – 3"	Border (9')
36	38' – 3"	Cyclorama (White)
37*	38' – 11"	Spare
38*	39' – 7"	Spare
39*	40' – 3"	Spare
40*	40' – 11"	Spare
41*	42' – 3"	Spare
42*	42' – 11"	Spare
Upstage Wall	44' – 4"	Finished Concrete

* Linesets 37–42 are blocked from use when Orchestra Shell is stored upstage
(Shell can be stored SL, in wing space)

- ◆ Legs: Height x Width: (10) @ 25'-0" x 8'-0"; (2) @ 31'-0" x 8'-0"
- ◆ Borders: Height x Width: (5) @ 9'-0" x 56'-0"; (5) @ 4'-0" x 56'-0"
- ◆ Pipe length: 56'-0", with 4'-0" extensions
- ◆ Proscenium Height: 29'-0" (clearance 24'-9")
- ◆ Proscenium Width: 50'-0"
- ◆ Wing Widths: SR: 15'-0", SL: 20'-6"
- ◆ Apron Depth – 6'-6" SR & SL, 5'-1" Center
(additional 9'-8" Center with Pit Lift at Stage level)
- ◆ Grid Height: 65'-0"
- ◆ Max batten height: 62'-0"
- ◆ Loading Rail Height: 56'- 4"
- ◆ Fly Gallery Height: 29' – 8"
- ◆ Batten Work Height: 4'-0"

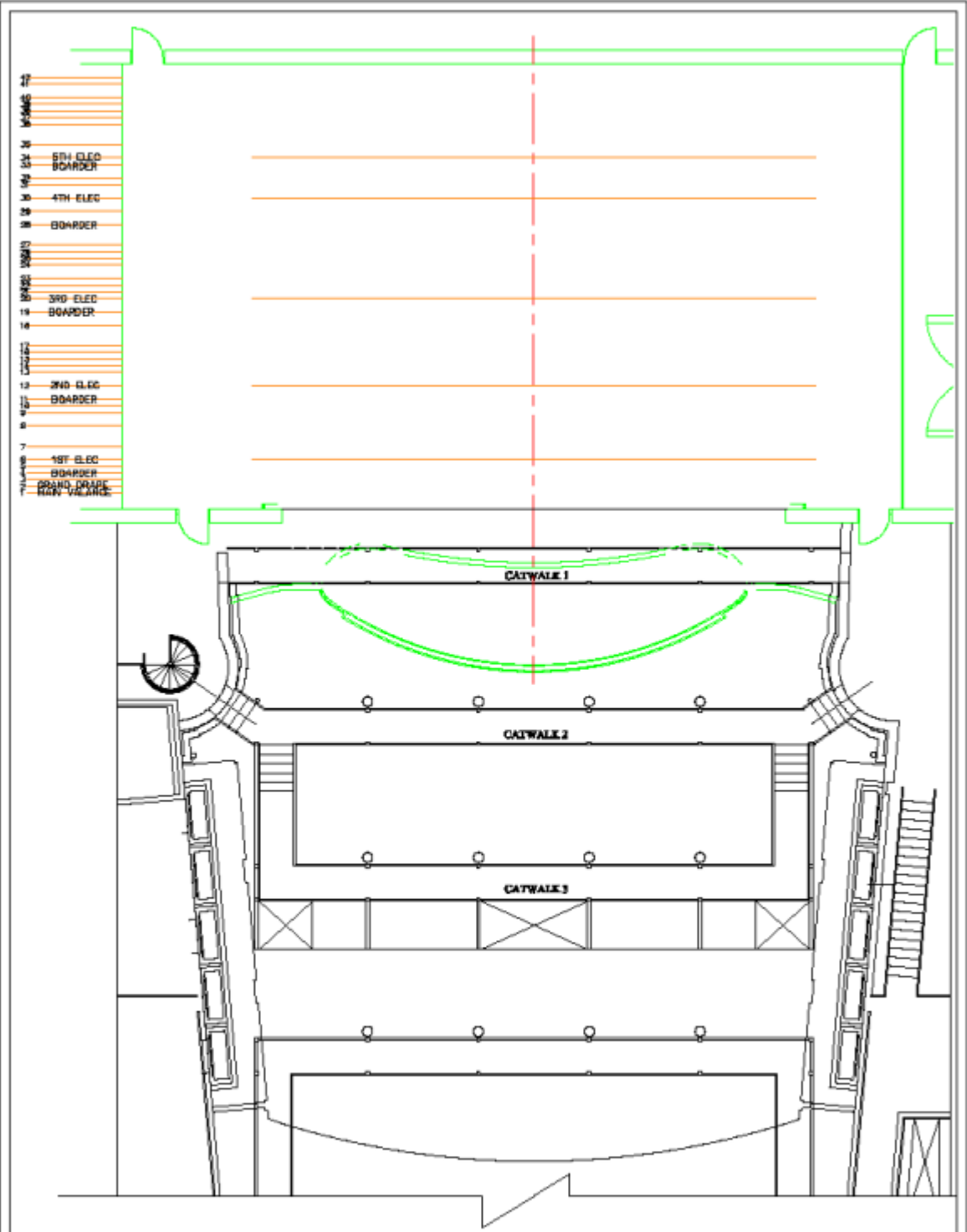


File Name: OC Building-Clean.dwg
 Date Modified: May 6th, 2008
 Modified By: Z. Lawless

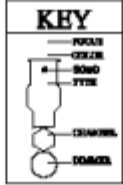
Halton Stage
 Overcash Building



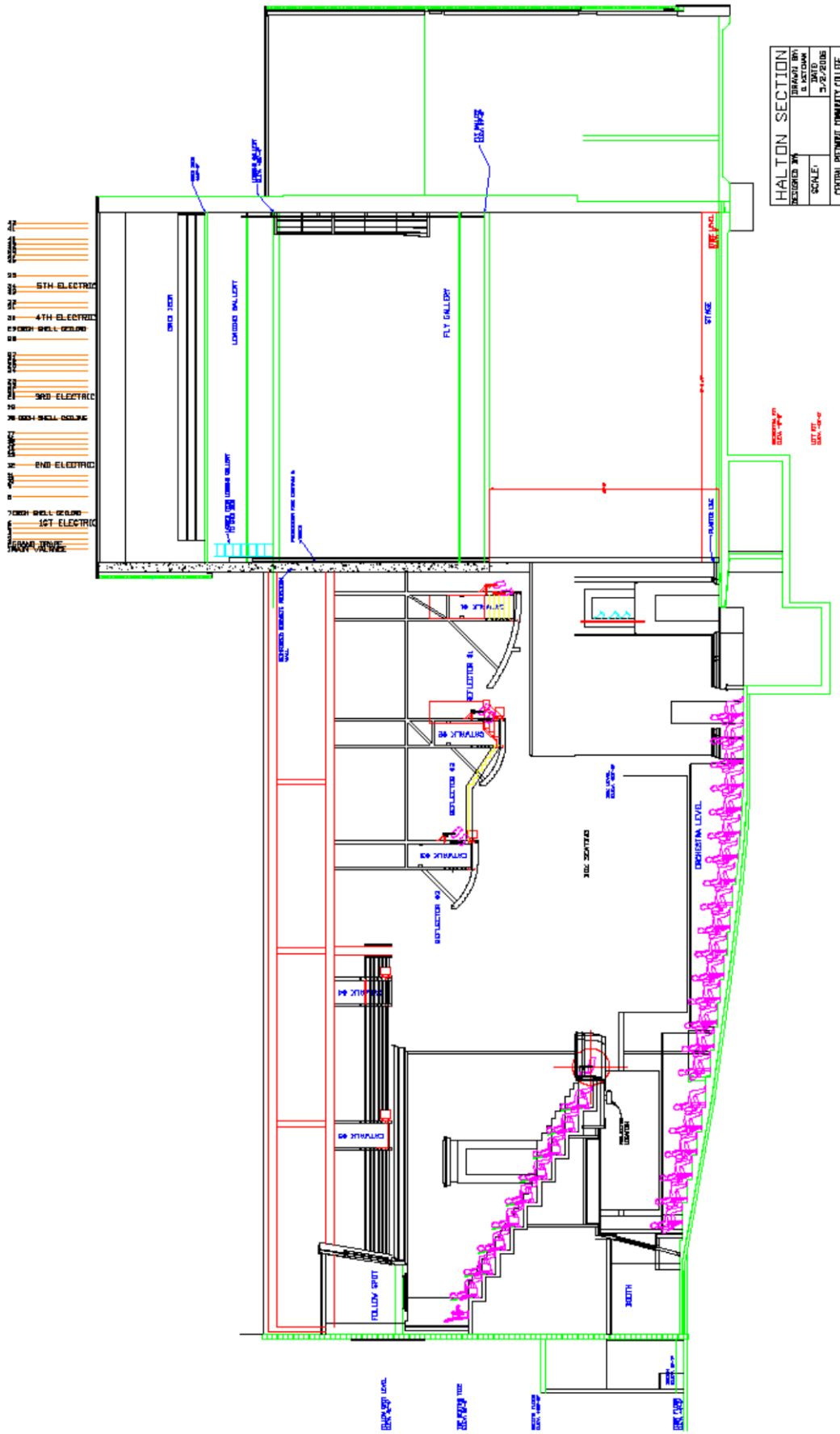
CENTRAL
 PIEDMONT
 COMMUNITY
 COLLEGE



LEGEND	
PAR	15-30 DEGREE
8" PARABEL	25-60 DEGREE
19 DEGREE	50 DEGREE
26 DEGREE	STRIP LIGHT
36 DEGREE	PARCYC



HALTON THEATRE	
CIBC OPERA	
CARMEN	
LIGHT PLOT	
DIRECTOR: B. COOK-CARTER	Plate 1
SET DESIGNER: J. LANDMAN	of
LIGHT DESIGNER: F. ROSTAMPOUR	
TECH. DIRECTOR: J. DUCK	



HALTON SECTION	
DESIGNED BY	BRADY BRY
SCALE	1/8" = 1'-0"
DATE	2-2-2008
CENTRAL PIEDMONT COMMUNITY COLLEGE	